

Remote Device Management Web Portal

Save money, remain compliant and keep critical life-safety phone and alarm systems up and running with Ooma AirDial™, the all-in-one POTS replacement solution. Ooma AirDial runs on a secure and reliable network that is trusted by more than 2 million users. Get everything you need from Ooma—hardware, software and phone service.

See your life-safety phone and alarms systems in a whole new way

With Ooma AirDial’s Remote Device Management web portal you have complete visibility into all systems in one location.

Instantly view the service status, LTE signal strength, battery life and power of your Ooma AirDial devices across all locations.

The screenshot shows the Ooma AirDial Remote Device Management Web Portal interface. The top navigation bar includes the Ooma logo, menu items for DEVICES, ACCOUNTS, and USERS, and a user profile for 'Hi John'. The main content area is titled 'Devices' and features a dropdown menu for 'Select Account' set to 'Thads Garage'. An 'ACTIVATE DEVICE' button and a refresh icon are visible. Below is a table with columns for Name, MyxID, Service Sta..., WAN Status, LTE signal strength, Battery State, Battery Level, and FXS Port 1-4. The table lists various devices with their respective statuses and configurations. At the bottom, there is a pagination control showing 'Rows per page: 10' and '1-10 of 26'.

Name	MyxID	Service Sta...	WAN Status	LTE ↑	Battery State	Battery Level	FXS Port 1	FXS Port 2	FXS Port 3	FXS Port 4
Garage-1	myx_001861...				Unknown	Unknown				
JC INC	myx_001861...	✔ In-service	LTE	📶	Full	100%	P1	P2		
Mayank AirDial	myx_001861...	✔ In-service	LTE	📶	Full	100%	Elevator-1	FAX		
Basilio Airdi...	myx_001861...	✔ In-service	LTE	📶	Full	100%	Port1			
J Inocencio	myx_001861...	✔ In-service	Ethernet	📶	Full	100%	Fax			
Basilio Airdi...	myx_001861...	✔ In-service	LTE	📶	Discharging	86%	Port			
Thads AirDial	myx_001861...	✔ In-service	LTE	📶	Full	100%	Door	Alarm	Elevator	
Marshalls Air...	myx_001861...	✔ In-service	LTE	📶	Full	100%	Port	Cordless		
AirDial - Eve...	myx_001861...	❌ Down		📶	Unknown	Unknown	Phone	Phone	Elevator	
AirDial - Eve...	myx_001861...	❌ Down		📶	Unknown	Unknown	Test	Test	Test	Test

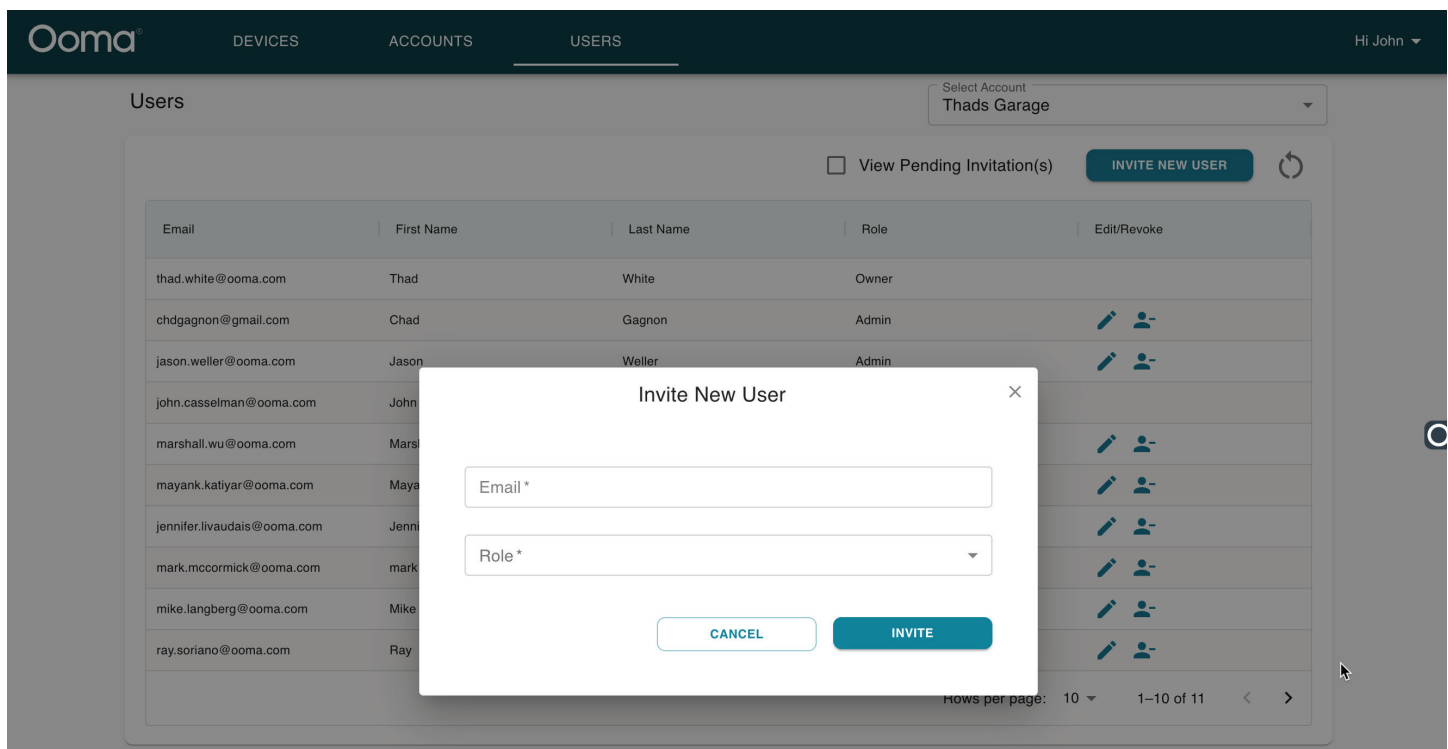
Delegate monitoring tasks

The Remote Device Management portal empowers you, the account owner, to assign monitoring tasks to the proper person. Setting up role-based access, also known as user management, doesn't require any action from Ooma—you can do it yourself.



















To invite users, change a user's permissions, or accomplish other role-based access features, select the Users tab in the main navigation.

Then select the account you want to manage in the dropdown menu on the top right of the screen.

You can even invite an outside contractor to monitor systems - just enter their email address and assign a role.



The screenshot displays the Ooma web interface for user management. At the top, there are navigation tabs for 'DEVICES', 'ACCOUNTS', and 'USERS', with 'USERS' being the active tab. The user is logged in as 'Hi John'. A dropdown menu for 'Select Account' is set to 'Thads Garage'. Below this, there is a checkbox for 'View Pending Invitation(s)' and a blue 'INVITE NEW USER' button. The main content is a table of users with columns for Email, First Name, Last Name, Role, and Edit/Revoke. A modal window titled 'Invite New User' is open in the foreground, containing an 'Email *' input field, a 'Role *' dropdown menu, and 'CANCEL' and 'INVITE' buttons. The table lists several users, including Thad White (Owner), Chad Gagnon (Admin), and Jason Weller (Admin). At the bottom right of the table, there is a 'Rows per page: 10' dropdown and a pagination indicator '1-10 of 11'.

Email	First Name	Last Name	Role	Edit/Revoke
thad.white@ooma.com	Thad	White	Owner	
chdgagnon@gmail.com	Chad	Gagnon	Admin	 
jason.weller@ooma.com	Jason	Weller	Admin	 
john.casselman@ooma.com	John			 
marshall.wu@ooma.com	Mars			 
mayank.katiyar@ooma.com	Maya			 
jennifer.livaudais@ooma.com	Jenn			 
mark.mccormick@ooma.com	mark			 
mike.langberg@ooma.com	Mike			 
ray.soriano@ooma.com	Ray			 

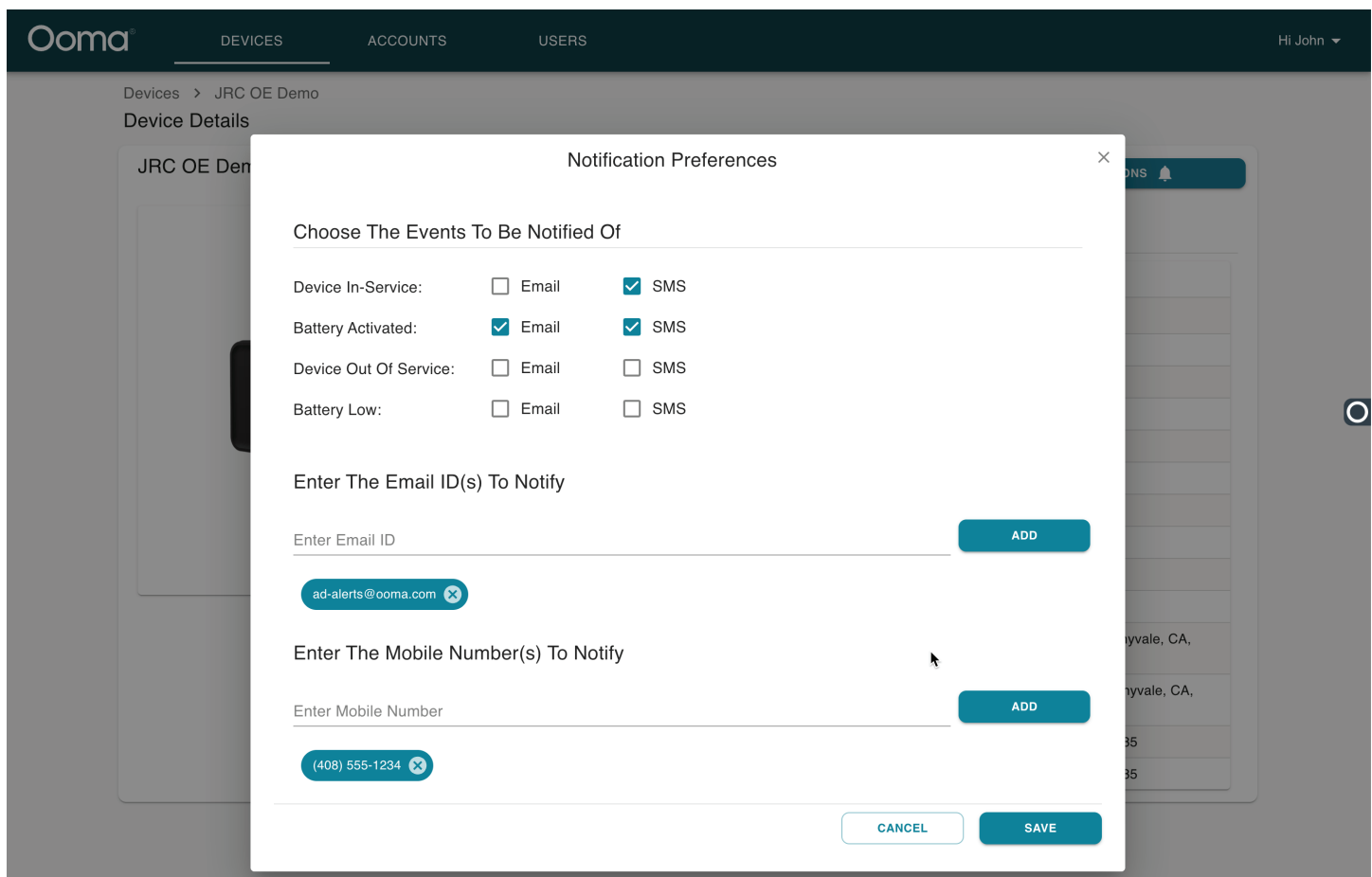
Stay in the know

Receive automated alerts for any Ooma AirDial device if an outage occurs or when the backup battery needs to be recharged.

You decide which type of notification (email or SMS text message) is generated for each event. And you can add multiple recipients for each notification type. Simply select the notification type and enter the email addresses and/or mobile phone numbers of those to be alerted.

Notification events include:

- Device In Service
- Device Out Of Service
- Battery Activated
- Battery Low



Get started

The Remote Device Management web portal shows all your Ooma AirDial life-safety voice and alarm systems on one easy-to-use dashboard.